

Introductory sub-table (I)(a)

Name of the Company:		JAY BHARAT MARUTI LIMITED	
Scrip Code, Name of the scrip, class of security:		520066/JAYBARMARU/EQUITY	
Quarter ended:		30th September, 2015	
Partly paid-up shares:-		As a % of total no. of partly paid-up shares	As a % of total no. of shares of the company
Held by promoter/promoter group	0	0	0
Held by public	0	0	0
Total - D	0	0	0
Outstanding convertible securities:- No. of outstanding securities		As a % of total no. of outstanding convertible securities	As a % of total no. of shares of the company, assuming full conversion of the convertible securities
Held by promoter/promoter group	0	0	0
Held by public	0	0	0
Total - E	0	0	0
Warrants:-		As a % of total no. of warrants	As a % of total no. of shares of the company, assuming full conversion of warrants
Held by promoter/promoter group	0	0	0
Held by public	0	0	0
Total - F	0	0	0
Total paid-up capital of the company, assuming full conversion of warrants and convertible securities		21650000	100




Statement Showing Shareholding Pattern


Category code	Category of Shareholder	Number of Shareholders	Table I(a)				Total shareholding as a percentage of total number of shares			Shares Pledged or otherwise encumbered		
			Total number of shares	Number of shares held in dematerialized form	As a percentage of(A+B) ¹	As a percentage of (A+B+C)	Number of shares	As a percentage (IX)=(VIII)/(IV)*100				
			(IV)	(V)	(VI)	(VII)	(VIII)					
(I)	(II)	(III)				(IV)	(V)					
(A)	Shareholding of Promoter and Promoter Group ²											
1	Indian											
(a)	Individuals/Hindu Undivided Family	9	3162950	3162950				14.61	14.61	0	0.00	
(b)	Central Government/ State Government(s)	0	0	0				0.00	0.00	0	0.00	
(c)	Bodies Corporate	5	9516350	9516350				43.96	43.96	0	0.00	
(d)	Financial Institutions/ Banks	0	0	0				0.00	0.00	0	0.00	
(e)	Any Others(Specify)	0	0	0				0.00	0.00	0	0.00	
(e-i)								0.00	0.00	0	0.00	
(e-ii)								0.00	0.00	0	0.00	
	Sub Total(A)(1)	14	12679300	12679300				58.56	58.56	0	0.00	
2	Foreign											
a	Individuals (Non-Residents Individuals/ Foreign Individuals)	0	0	0				0.00	0.00	0	0.00	
b	Bodies Corporate	0	0	0				0.00	0.00	0	0.00	
c	Institutions	0	0	0				0.00	0.00	0	0.00	
d	Any Others(Specify)	0	0	0				0.00	0.00	0	0.00	
d-i		0	0	0				0.00	0.00	0	0.00	




d-ii		0	0	0	0	0.00	0.00	0	0.00	
	Sub Total(A)(2)	0	0	0	0	0.00	0.00	0	0.00	0.00
	Total Shareholding of Promoter and Promoter Group (A)= (A)(1)+(A)(2)	14	12679300	12679300	12679300	58.56	58.56	0	0.00	0.00
(B)	Public shareholding									
1	Institutions									
(a)	Mutual Funds/ UTI	6	7400	4000	4000	0.03	0.03	0	0.00	0.00
(b)	Financial Institutions / Banks	2	4200	3000	3000	0.02	0.02	0	0.00	0.00
(c)	Central Government/ State Government(s)	1	400	400	400	0.00	0.00	0	0.00	0.00
(d)	Venture Capital Funds	0	0	0	0	0.00	0.00	0	0.00	0.00
(e)	Insurance Companies	1	1000	0	0	0.00	0.00	0	0.00	0.00
(f)	Foreign Institutional Investors	3	2129	129	129	0.01	0.01	0	0.00	0.00
(g)	Foreign Venture Capital Investors	0	0	0	0	0.00	0.00	0	0.00	0.00
(h)	Any Other (specify)	0	0	0	0	0.00	0.00	0	0.00	0.00
(h-i)						0.00	0.00	0	0.00	0.00
(h-ii)						0.00	0.00	0	0.00	0.00
	Sub-Total (B)(1)	13	15129	7529	7529	0.07	0.07	0	0.00	0.00
B 2	Non-institutions									
(a)	Bodies Corporate	230	4392790	3724386	3724386	20.29	20.29	0	0.00	0.00
(b)	Individuals					0.00	0.00	0	0.00	0.00
	Individuals -i. Individual shareholders holding nominal share capital up to Rs 1 lakh	11204	2811949	2362483	2362483	12.99	12.99	0	0.00	0.00
II	ii. Individual shareholders holding nominal share capital in excess of Rs. 1 lakh.	16	1504640	1415840	1415840	6.95	6.95	0	0.00	0.00



(c)	NRJ/OCBs		219	246192	157992		1.14	1.14	0	0.00
(c-i)							0.00	0.00	0	0.00
(c-ii)							0.00	0.00	0	0.00
	Sub-Total (B)(2)		11669	8955571	7660701		41.37	41.37	0	0.00
(B)	Total Public Shareholding (B)= (B)(1)+(B)(2)		11682	8970700	7668230		41.44	41.44	0	0.00
	TOTAL (A)+(B)		11696	21650000	20347530		100.00	100.00	0	0.00
(C)	Shares held by Custodians and against which Depository Receipts have been issued									
1	Promoter and Promoter Group		0	0	0		0.00	0.00	0	0.00
2	Public		0	0	0		0.00	0.00	0	0
	Sub-Total (C)		0	0	0		0	0	0	0
	GRAND TOTAL (A)+(B)+(C)		11696	21650000	20347530		100.00	100.00	0	0.00



Sr.No	Notes
1	
2	
3	
4	N.A
5	
6	
7	
8	
9	



(D)(b) Statement showing holding of securities (including shares, warrants, convertible securities) of persons belonging to the category "Promoter and Promoter Group"

Sr. No.	Name of the shareholder	Details of Shares held		Encumbered shares (*)			Details of warrants		Details of convertible securities		Total shares (including underlying shares assuming full conversion of warrants and convertible securities) as a % of diluted share capital
		Number of shares held	As a % of grand total (A)+(B)+(C)	No.	As a percentage (VI)=(V)/(III)*100	As a % of grand total (A)+(B)+(C) of sub-clause (D)(a)	Number of warrants held	As a % total number of warrants of the same class	Number of convertible securities held	As a % total number of convertible securities of the same class	
1	Maruti Suzuki India Ltd.	6340000	29.28	0	0.00	0.00	0	0	0	0	0
2	ANS Holding Private Ltd.	2029000	9.37	0	0.00	0.00	0	0	0	0	0
3	Sanjay Singhal	1900400	8.78	0	0.00	0.00	0	0	0	0	0
4	JBM Industries Ltd.	616000	2.85	0	0.00	0.00	0	0	0	0	0
5	Sanjay Singhal (HUF)	500000	2.31	0	0.00	0.00	0	0	0	0	0
6	Shrey Singhal	445600	2.06	0	0.00	0.00	0	0	0	0	0
7	Ram Richpal Agarwal	157200	0.73	0	0.00	0.00	0	0	0	0	0
8	Super Auto Industries (P) Ltd.	324000	1.50	0	0.00	0.00	0	0	0	0	0
9	A to Z Securities Ltd.	207350	0.96	0	0.00	0.00	0	0	0	0	0
10	Neelam Arya	106800	0.49	0	0.00	0.00	0	0	0	0	0
11	Surendra Kumar Arya	7200	0.03	0	0.00	0.00	0	0	0	0	0
12	Surendra Kumar Arya (HUF)	28800	0.13	0	0.00	0.00	0	0	0	0	0
13	Vishudha Devi Arya	12950	0.06	0	0.00	0.00	0	0	0	0	0
14	Nishant Arya	4000	0.02	0	0.00	0.00	0	0	0	0	0
TOTAL		12679300	58.56	0	0.00	0.00	0	0	0	0	0

(*) The term "encumbrance" has the same meaning as assigned to it in regulation 28(3) of the SAST Regulations, 2011



(D)(c)(ii) Statement showing holding of securities (including shares, warrants, convertible securities) of persons (together with PAC) belonging to the category "Public" and holding more than 5% of the total number of shares of the company

Sr. No.	Name(s) of the shareholder(s) and the Persons Acting in Concert (PAC) with them	Number of shares	Shares as a percentage of total number of shares (i.e., Grand Total (A)+(B)+(C) indicated in Statement at para (D)(a) above)	Details of warrants		Details of convertible securities		Total shares (including underlying shares assuming full conversion of warrants and convertible securities) as a % of diluted share capital
				Number of warrants	As a % total number of warrants of the same class	Number of convertible securities held	% w.r.t total number of convertible securities of the same class	
1			0.00	0	0	0	0	0
2			0.00	0	0	0	0	0
3			0.00	0	0	0	0	0
4			0.00	0	0	0	0	0
5			0.00	0	0	0	0	0
6			0.00	0	0	0	0	0
7			0.00	0	0	0	0	0
8			0.00	0	0	0	0	0
9			0.00	0	0	0	0	0
10			0.00	0	0	0	0	0
TOTAL		0	0.00	0	0	0	0	0




(D)(d) Statement showing details of locked-in shares

Sr. No.	Name of the shareholder	Number of locked-in shares	Locked-in shares as a percentage of total number of shares {i.e., Grand Total (A)+(B)+(C) indicated in Statement at para (D)(a) above}
1			0.00
2			0.00
3			0.00
4			0.00
5		N.A.	0.00
6			0.00
7			0.00
8			0.00
9			0.00
TOTAL		0	0.00




(II)(a) Statement showing details of Depository Receipts (DRs)

Sr. No.	Type of outstanding DR (ADRs, GDRs, SDRs, etc.)	Number of outstanding DRs	Number of shares underlying outstanding DRs	Shares underlying outstanding DRs as a percentage of total number of shares {i.e., Grand Total (A)+(B)+(C) indicated in Statement at para (I)(a) above}
1				0.00
2				0.00
3				0.00
4				0.00
5			N.A	0.00
6				0.00
7				0.00
8				0.00
9				0.00
TOTAL		0	0	0.00



(II)(b) Statement showing holding of Depository Receipts (DRs), where underlying shares held by "promoter/promoter group" are in excess of 1% of the total number of shares

Sr. No.	Name of the DR Holder	Type of outstanding DR (ADRs, GDRs, SDRs, etc.)	Number of shares underlying outstanding DRs	Shares underlying outstanding DRs as a percentage of total number of shares {i.e., Grand Total (A)+(B)+(C) indicated in Statement at para (D)(a) above}
1				0.00
2				0.00
3				0.00
4				0.00
5		P.A		0.00
6				0.00
7				0.00
8				0.00
9				0.00
			0	0.00
TOTAL				0.00





(III) (a) Statement Showing the voting pattern of shareholders, if more than one class of shares /securities issued by the issuer								
Category code (I)	Category of Shareholder (II)	Number of Voting Rights held in each class of Securities			Total Voting Rights			
		CLASS X (III)	CLASS Y (IV)	CLASS Z (V)	(III+IV+V) (VI)	As a percentage of (A+B) (VII)	As a percentage of (A+B+C) (VIII)	
(A)	Shareholding of Promoter and Promoter							
1	Indian							
(a)	Individuals/ Hindu Undivided Family	NA	NA	NA	NA			
(b)	Central Government/ State Government(s)	NA	NA	NA	NA			
(c)	Bodies Corporate	NA	NA	NA	NA			
(d)	Financial Institutions/ Banks	NA	NA	NA	NA			
(e)	Any Others(Specify)							
(e-i)	Trust							
(e-ii)	Society							
(e-iii)	Educational Institution							
	Sub Total(A)(1)	NA	NA	NA	NA	NA	NA	NA
2	Foreign							
a	Individuals (Non-Residents Individuals/ Foreign Individuals)	NA	NA	NA	NA			
b	Bodies Corporate	NA	NA	NA	NA			
c	Institutions	NA	NA	NA	NA			
d	Any Others(Specify)							
d-i								
d-ii								
	Sub Total(A)(2)	NA	NA	NA	NA	NA	NA	NA
	Total Shareholding of Promoter and Promoter Group (A)= (A)(1)+(A)(2)	NA	NA	NA	NA	NA	NA	NA
(B)	Public shareholding							
1	Institutions							
(a)	Mutual Funds/ UTI	NA	NA	NA	NA	NA	NA	NA
(b)	Financial Institutions /Banks	NA	NA	NA	NA	NA	NA	NA
(c)	Central Government/ State Government(s)	NA	NA	NA	NA	NA	NA	NA

